


Ultra Flat In-Building SISO Antenna [698-960MHz, 1695-2700 MHz]

PEAR™ S5606i w/ Pigtail

Description:

- Ultra thin (1/2", 30mm) omni directional antenna covering 698-960MHz and 1695-2700MHz.
- SISO IDAS and Small Cell applications requiring ceiling mounted omni antennas.



698-960MHz & 1695-2700 MHz Omni Antenna

Electrical Specifications

Frequency Band [MHz]	698-894	894-960	1695-2180	2180-2700
Input Connector Type	1x N-Type(F) DIN or 4.3-10(F) DIN w/ pigtail (17", 43cm)			
VSWR/Return Loss	<1.7:1 / 11.8 dB			
Impedance	50 Ω			
Polarization	Vertical			
Horizontal Beamwidth	Omni (360°)			
Max. Gain	3.2 dBi	3.3 dBi	7.4 dBi	7.2 dBi
Avg. Gain	2.4 dBi	3.1 dBi	6.6 dBi	6.7 dBi
Max Power / Port	25 Watts at ambient temperature 77°F (25°C)			
PIM @ 2x43 dBm	<-153 dBc (for 4.3-10 DIN), <-150 dBc (for N-Type)			

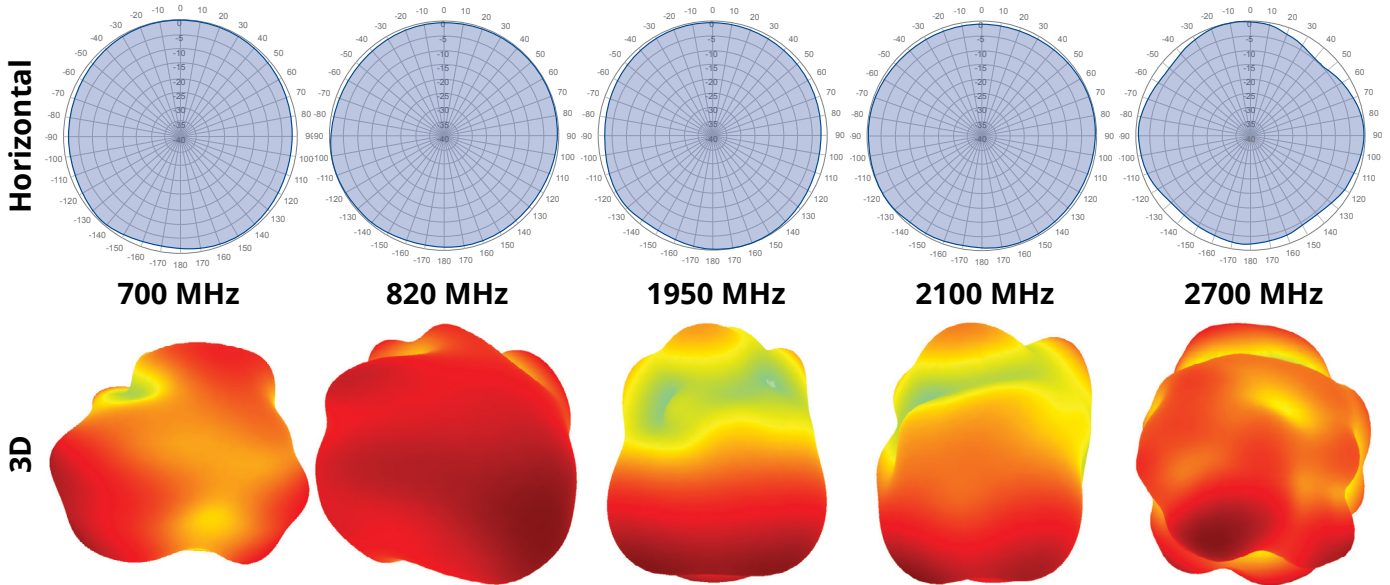
Mechanical Specifications

Operating Temperature	-40° to 158°F (-40° to +70°C)
Antenna Weight	0.86 lbs (390 g)
Antenna Diameter	12.0" (304 mm)
Antenna Height	1.2" (30 mm)
Radome Material	PC / ABS
Flamibility rating	UL 94-V0
RoHS	Compliant
Radome Color	RAL 9016 (white)*
Ingress Protection	Indoor
Shipping Dimensions - L x W x D	14.6"x14.6"x8.2" / 370x370x210mm
Shipping Weight (Gross Weight)	3.7 lbs (1.7 kg)

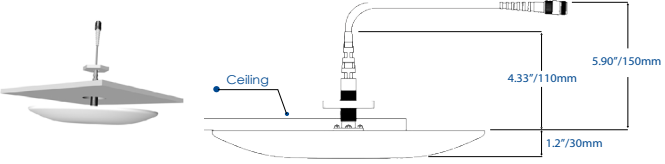

* Radome can be painted with recommended paint "Krylon fusion for plastic"

Additional Technical Information

Antenna Patterns



Part Numbers, Ordering Options and Accessories

Description:	Part Number:
Antenna with 1x N-Type DIN (F) Connectors	02121261-05606U
Antenna with 1x 4.3-10 DIN (F) Connectors	02130261-05606U
Mounting Bracket(s):	Part Number:
<p>Below Ceiling Installation (Standard)</p> <p>Fasteners for below suspended ceiling mounting included with antenna. Maximum ceiling thickness 1.18" (30mm).</p> <p>Instructions: Drill a 1.18" (30mm) hole in the ceiling tile. Secure the antenna to the ceiling tile with the supplied plastic nut.</p>	
<p>Hard Ceiling Installation (Optional)</p> <p>The hard ceiling mounting bracket allows for installation onto drywall ceilings possible by eliminating additional access above the antenna. This mounting option adds 0.17" (4.5mm) to the visible antenna height.</p>	 <p>62-37-09</p>

Matting Male Connector Torque:

N-Type: 26.6 in-lb (3 Nm)

4.3-10: 44.3 in-lb (5 Nm)

Copyright © 2016 – Galtronics Corporation Ltd.

Proprietary Information. All rights reserved. Galtronics reserves the right to modify or amend any antenna or specification without prior notice.