

14" x 48" 6-Port (4 HB+2 LB) Broadband Pseudo Omni Antenna [694-960MHz, 1695-2700 MHz]

# EXTENT™ P5913i

## Description:

- Dual Column High Band (4-Ports) and Single Column Low Band (2-Ports), Broadband Pseudo Omni Antenna for Outdoor DAS and Small Cells.
- B5/B12/B13/B17/B26/B27 + B2/B4/B25/B41 694-960MHz and 1695-2700MHz.



694-960MHz & 1695-2700 MHz Pseudo Omni Canister Antenna

## Electrical Specifications

Frequency Band [MHz]	694-790	790-960	1695-1780	1780-1990	1990-2180	2305-2360	2360-2700
Input Connector Type	6x 7-16(F) DIN or 6x 4.3-10(F) DIN						
Isolation (typ.)	-22 dB						
Inter-band Isolation	-30 dB (typ)						
VSWR/Return Loss	<1.5:1 / 14.0 dB						
Impedance	50 Ω						
Polarization	Dual slant 45° (±45°)						
Horizontal Beamwidth	Omni (360°)						
Vertical Beamwidth	20°	17°	8°	7.5°	7°	7°	6.5°
Max. Gain	7.8 dBi	7.8 dBi	10.8 dBi	10.7 dBi	11.0 dBi	11.3 dBi	11.9 dBi
Avg. Gain	7.2 dBi	7.5 dBi	10.0 dBi	9.8 dBi	10.2 dBi	10.5 dBi	10.3 dBi
Downtilt	0° fixed		0° / 2° / 4° fixed				
USLS - First Lobe	10 dB						
XPR	10 dB		13 dB				
Max Power / Port	250 Watts		200 Watts				
PIM @ 2x43 dBm	<-153 dBc						

## Mechanical Specifications

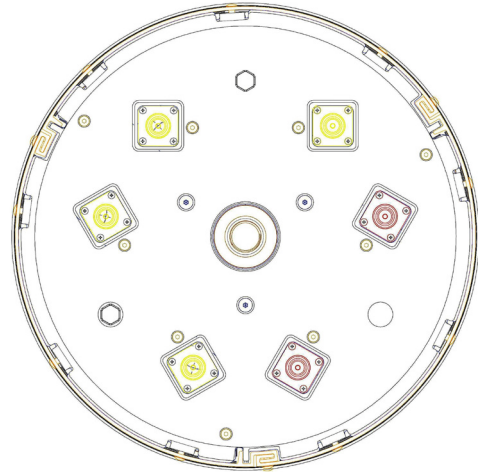
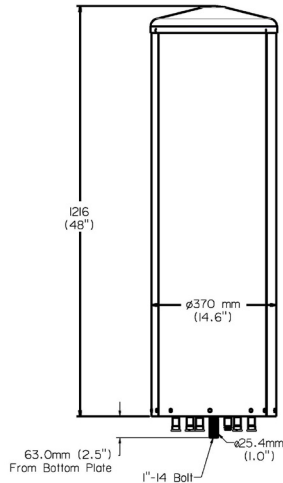
Operating Temperature	-40° to 158°F (-40° to +70°C)
Antenna Weight	52.0 lbs (24.0 kg)
Antenna Diameter	14.57" (370 mm)
Antenna Height	48" (1219 mm)
Radome Material	ASA
RoHS	Compliant
Radome Color	Gray or Brown
Ingress Protection	Outdoor (IP65)
Wind Survival Rating	125 mph (200 km/h)
Shipping Dimensions - L x W x D	56.0"x18.6"x18.6" / 1423x472x472mm
Shipping Weight (Gross Weight)	66.1 lbs (30.0 kg)

Copyright © 2017 – Galtronics Corporation Ltd.


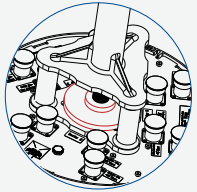

Proprietary Information. All rights reserved. Galtronics reserves the right to modify or amend any antenna or specification without prior notice.

## Additional Technical Information

### Mechanical Dimensions



### Part Numbers, Ordering Options and Accessories

Description:	Part Number:		
	0° Downtilt	2° Downtilt	4° Downtilt
Antenna with 6x 7-16 DIN (F) Connectors, Gray	04119261-05913-1	04119261205913-1	04119261405913-1
Antenna with 6x 7-16 DIN (F) Connectors, Brown	04119261-05913-6	04119261205913-6	04119261405913-6
Antenna with 6x 4.3-10 DIN (F) Connectors, Gray	04127261-05913-1	04127261205913-1	04127261405913-1
Antenna with 6x 4.3-10 DIN (F) Connectors, Brown	04127261-05913-6	04127261205913-6	04127261405913-6
Mounting Bracket(s):			
Part Number:			
<b>Heavy Duty Pole Top Mounting Bracket (wind speed of 150 mph)</b> Offers easy pole top installation.		62-53-09	
<b>Pole Top Bracket Adapter (wind speed of 150 mph)</b> Bracket base attached directly to wood poles. Works with pole top bracket above.		62-20-09	

Release Date: June 05, 2017; Revision: 1.0 : RFD#5913

**Matting Male Connector Torque:**

7-16: 18.4 ft-lb (25 Nm)  
4.3-10: 3.7 ft-lb (5 Nm)