



GALTRONICS
INNOVATIVE ANTENNA SOLUTIONS



2.3 - 2.7GHz Sector Antenna Dual Column 60° Horizontal Beamwidth

Model No: 04108185-04200



BROADBAND BASE STATION ANTENNA

For over 30 years Galtronics has provided innovative antenna solutions to the worlds' leading electronics companies. This vast amount of engineering experience has resulted in our new line of base station antennas.

Galtronics base station antennas are designed to function under extreme environmental conditions, and can be easily integrated with existing infrastructure equipment.

Our antennas have outstanding electrical specifications, and are designed to have excellent intermodulation performance.

www.galtronics.com

2.3 - 2.7 GHz, 60° HBW, Dual Column Sector Antenna

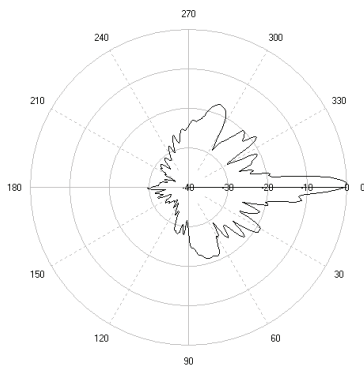

 Model No:
 04108185-04200

ELECTRICAL SPECIFICATIONS

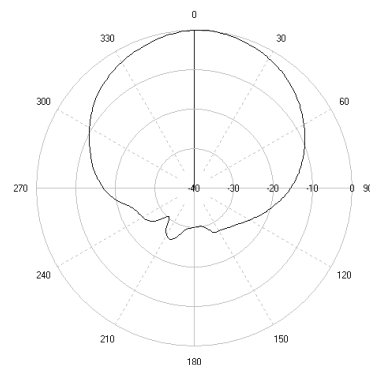
Frequency Band	2.3-2.7GHz
Polarization	Dual slant 45° (±45°)
Antenna Structure	4 Ports / 2 columns
Impedance	50Ω
VSWR	1.8:1
Inter-Port Isolation	25dB
Intermodulation	< -140dBc for 2 x 20W carriers
Input Connector Type / Location	4 x N-Type
Gain	17.5dBi
Electrical Downtilt	0°
Horizontal Beamwidth	60°
Vertical Beamwidth	5.4°
Front to Back Ratio	25dB
Upper Sidelobe Suppression	18dB
Null Fill	17dB
Input Power	4 x 250 Watt

MECHANICAL SPECIFICATIONS

Operating Temperature	-55 to +70°C
Survival Wind Speed	125mph (200km/h ; 55m/s)
Wind Loads (100mph; 160km/h; 45m/s)	Front: 71.9 lbf (320 N) ; Side: 26.9 lbf (120 N)
Antenna Weight	6.5 - 7 kg
Dimensions (LxWxD)	1220mm x 300mm x 85mm



60° Elevation Pattern



60° Azimuth Pattern

2.3 - 2.7 GHz, 60° HBW, Dual Column Sector Antenna

General Information

Material

Radome is made from ASA. The top and bottom caps are made from ABS. All plastic exterior parts conform to the UL94 HB standard. All the plastic parts are highly resistant to UV radiation.

Radiator elements are made from PCB material, and the reflector tray is made from aluminum.

All bolts, nuts and washers are made from Stainless Steel.

Environmental Conditions

Galtronics base station antennas are designed to work under the environmental conditions as described in ETSI 300-019-1-4 Class 4.1E, and have passed the tests as described in ETSI 300-019-2-4.

enduring transportation, the packaged equipment can withstand conditions as described in ETSI EN 300 019-1-1 Class 1.2, ETS 300 019-1-2 Class 2.3, ETS 300 019-1-2 Class T2.3 and 4.1.1.1 and 4.1.1.3 of Telcordia GR-63-CORE, and has passed tests accordingly.

For vibration and earthquake requirements, the antenna has proved to withstand conditions as described in ETSI EN 300 019-1-4 and 4.4.1 of Telcordia GR-63-CORE.

The sturdy construction of the antenna guarantees that the antennas will survive wind loads as specified in the mechanical specification section, and have been designed and tested according to the EIA222F standard.

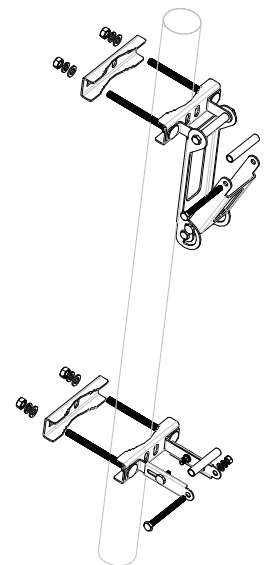
To ensure the reliability of the antennas after

Universal Mounting Kit

Galtronics base station antennas are supplied with a universal mechanical down tilt mounting kit.

Our mounting kits are covered with a powder coat finish, which enables it to pass a 14 day salt spray test (ASTM B117) without showing corrosion, far exceeding the standard requirement of 72 hours for zinc coated steel (ASTM B633).

Suitable For Panels With Max Height	1200 mm
Suitable For Antennas With Max Weight	8 kg / 17.6 lbs
Material	3 mm Steel, Zinc and Powder Coated
Material For Bolts and nuts	Stainless Steel
Weight	Approximately 4 kg / 8.8 lbs
Suitable For Pole Diameter	50-153 mm / 2-6 inches



Note:

Detailed mounting instructions are provided with each antenna. The instructions must be followed carefully, to ensure proper tilt angles, and to ensure proper mounting torques.